

DEPARTMENT OF FINANCIAL SERVICES
 1860 Lincoln Street, 11th Floor / Denver, CO 80203
 TELEPHONE 303-423-3225
 FAX 303-423-3229
 www.dpsk12.org

To: Mark Ferrandino
 Chief Financial Officer

From: James Eke, Senior Treasury Manager
 Stephen Clawson, Controller

Date: October 20, 2016

Enclosed is the quarterly investment report for the District as of September 30, 2016. The summary below highlights the Districts' cash position:

Operating General & Special				PFM Managed Funds			
Security Class	Ending Balance	Interest	Interest Rate Range	Security Class	Ending Balance	Interest	Interest Rate Range
Unrestricted Cash	8,403,121	18,080	.27 - .76%	ST Liquidity	103,238,609.13	39,281.86	.59 -.90%
Gov't Bonds / Treasuries	-	-	-	LT Strategy	-	-	-
Commercial Paper	35,810,271	-	.65 - 1.03%	Bond Redemption	15,985,955.20	-	0.59%
LGIP	122,597,230	41,454	-	Project Fund	19,974,489	8,823	.86 - 1.03%
Total	\$166,810,622	\$59,534		Managed Total	\$139,199,053.33	\$ 48,104.72	

The amounts listed in this report do not include money invested in ProComp, retiree life insurance trust, forward delivery agreements or donated stock. All assets that are invested in are compliance with applicable Colorado state revised statues and with the District's investment policy.

For any questions concerning this report please contact treasury either by phone or email to treasury@dpsk12.org.



Managed Account Summary Statement

For the Month Ending September 30, 2016

DPS - BOND REDEMPTION FUND - 17840100

Transaction Summary - Managed Account		Cash Transactions Summary - Managed Account	
Opening Market Value	\$15,972,512.00	Maturities/Calls	0.00
Maturities/Calls	0.00	Sale Proceeds	0.00
Principal Dispositions	0.00	Coupon/Interest/Dividend Income	39,281.86
Principal Acquisitions	0.00	Principal Payments	0.00
Unsettled Trades	0.00	Security Purchases	0.00
Change in Current Value	13,443.20	Net Cash Contribution	5,795,707.73
Closing Market Value	\$15,985,955.20	Reconciling Transactions	0.00

Earnings Reconciliation (Cash Basis) - Managed Account		Cash Balance	
Interest/Dividends/Coupons Received	39,281.86	Closing Cash Balance	\$84,487,234.68
Less Purchased Interest Related to Interest/Coupons	0.00		
Plus Net Realized Gains/Losses	0.00		
Total Cash Basis Earnings	\$39,281.86		

Earnings Reconciliation (Accrual Basis)		Total
Ending Amortized Value of Securities	15,979,143.11	
Ending Accrued Interest	0.00	
Plus Proceeds from Sales	0.00	
Plus Proceeds of Maturities/Calls/Principal Payments	0.00	
Plus Coupons/Dividends Received	39,281.86	
Less Cost of New Purchases	0.00	
Less Beginning Amortized Value of Securities	(15,967,196.45)	
Less Beginning Accrued Interest	0.00	
Total Accrual Basis Earnings	\$51,228.52	





Managed Account Issuer Summary

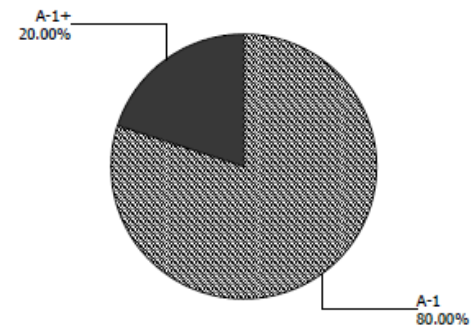
For the Month Ending September 30, 2016

DPS - BOND REDEMPTION FUND - 17840100

Issuer Summary

Issuer	Market Value of Holdings	Percent
BNP PARIBAS	3,196,723.20	20.00
JP MORGAN CHASE & CO	3,197,136.00	20.00
MITSUBISHI UFJ FINANCIAL GROUP INC	3,198,524.80	20.00
RABOBANK NEDERLAND	3,196,617.60	20.00
TOYOTA MOTOR CORP	3,196,953.60	20.00
Total	\$15,985,955.20	100.00%

Credit Quality (S&P Ratings)





Managed Account Detail of Securities Held

For the Month Ending September 30, 2016

DPS - BOND REDEMPTION FUND - 17840100

Security Type/Description Dated Date/Coupon/Maturity	CUSIP	Par	S&P Rating	Moody's Rating	Trade Date	Settle Date	Original Cost	YTM at Cost	Accrued Interest	Amortized Cost	Market Value
Commercial Paper											
BANK OF TOKYO MITSUBISHI UFJ COMM PAPER -- 0.000% 10/31/2016	06538BKX0	3,200,000.00	A-1	P-1	04/28/16	04/29/16	3,185,200.00	0.90	0.00	3,197,600.00	3,198,524.80
BNP PARIBAS NY BRANCH COMM PAPER -- 0.000% 11/28/2016	09659BLU2	3,200,000.00	A-1	P-1	04/28/16	04/29/16	3,182,392.00	0.94	0.00	3,195,205.34	3,196,723.20
COOPERATIEVE RABOBANK U.A. COMM PAPER -- 0.000% 11/28/2016	21687ALU5	3,200,000.00	A-1	P-1	04/28/16	04/29/16	3,183,528.00	0.87	0.00	3,195,514.66	3,196,617.60
TOYOTA MOTOR CREDIT CORP COMM PAPER -- 0.000% 11/28/2016	89233GLU8	3,200,000.00	A-1+	P-1	04/28/16	04/29/16	3,183,717.33	0.86	0.00	3,195,566.21	3,196,953.60
JP MORGAN SECURITIES LLC COMM PAPER -- 0.000% 11/28/2016	46640PLU5	3,200,000.00	A-1	P-1	04/29/16	04/29/16	3,182,581.34	0.93	0.00	3,195,256.90	3,197,136.00
Security Type Sub-Total		16,000,000.00					15,917,418.67	0.90	0.00	15,979,143.11	15,985,955.20
Managed Account Sub-Total		16,000,000.00					15,917,418.67	0.90	0.00	15,979,143.11	15,985,955.20
Securities Sub-Total		\$16,000,000.00					\$15,917,418.67	0.90%	\$0.00	\$15,979,143.11	\$15,985,955.20
Accrued Interest											\$0.00
Total Investments											\$15,985,955.20





Managed Account Fair Market Value & Analytics

For the Month Ending September 30, 2016

DPS - BOND REDEMPTION FUND - 17840100

Security Type/Description Dated Date/Coupon/Maturity	CUSIP	Par	Broker	Next Call Date	Market Price	Market Value	Unreal G/L On Cost	Unreal G/L Amort Cost	Effective Duration	Duration to Worst at Mkt	YTM
Commercial Paper											
BANK OF TOKYO MITSUBISHI UFJ COMM PAPER -- 0.000% 10/31/2016	06538BKX0	3,200,000.00	BTM_DIR		99.95	3,198,524.80	13,324.80	924.80	0.08	0.08	0.54
BNP PARIBAS NY BRANCH COMM PAPER -- 0.000% 11/28/2016	09659BLU2	3,200,000.00	BNP PARI		99.90	3,196,723.20	14,331.20	1,517.86	0.16	0.16	0.63
COOPERATIEVE RABOBANK U.A. COMM PAPER -- 0.000% 11/28/2016	21687ALU5	3,200,000.00	RABOBANK		99.89	3,196,617.60	13,089.60	1,102.94	0.16	0.16	0.65
TOYOTA MOTOR CREDIT CORP COMM PAPER -- 0.000% 11/28/2016	89233GLU8	3,200,000.00	TOYOTA		99.90	3,196,953.60	13,236.27	1,387.39	0.16	0.16	0.58
JP MORGAN SECURITIES LLC COMM PAPER -- 0.000% 11/28/2016	46640PLUS	3,200,000.00	JPMCHASE		99.91	3,197,136.00	14,554.66	1,879.10	0.16	0.16	0.55
Security Type Sub-Total		16,000,000.00				15,985,955.20	68,536.53	6,812.09	0.15	0.15	0.59
Managed Account Sub-Total		16,000,000.00				15,985,955.20	68,536.53	6,812.09	0.15	0.15	0.59
Securities Sub-Total		\$16,000,000.00				\$15,985,955.20	\$68,536.53	\$6,812.09	0.15	0.15	0.59%
Accrued Interest						\$0.00					
Total Investments						\$15,985,955.20					





Managed Account Security Transactions & Interest

For the Month Ending September 30, 2016

DPS - BOND REDEMPTION FUND - 17840100

Transaction Type		Security Description	CUSIP	Par	Principal Proceeds	Accrued Interest	Total	Realized G/L Cost	Realized G/L Amort Cost	Sale Method
Trade	Settle									
INTEREST										
09/01/16	09/01/16	MONEY MARKET FUND	MONEY0002	0.00	0.00	39,281.86	39,281.86			
Transaction Type Sub-Total				0.00	0.00	39,281.86	39,281.86			
Managed Account Sub-Total					0.00	39,281.86	39,281.86			
Total Security Transactions					\$0.00	\$39,281.86	\$39,281.86			





Managed Account Summary Statement

For the Month Ending September 30, 2016

DPS - SERIES 2012B PROJECT FUND - 17840101

Transaction Summary - Managed Account	
Opening Market Value	\$19,958,402.00
Maturities/Calls	0.00
Principal Dispositions	0.00
Principal Acquisitions	0.00
Unsettled Trades	0.00
Change in Current Value	16,087.00
Closing Market Value	\$19,974,489.00

Cash Transactions Summary - Managed Account	
Maturities/Calls	0.00
Sale Proceeds	0.00
Coupon/Interest/Dividend Income	8,822.86
Principal Payments	0.00
Security Purchases	0.00
Net Cash Contribution	0.00
Reconciling Transactions	0.00

Earnings Reconciliation (Cash Basis) - Managed Account	
Interest/Dividends/Coupons Received	8,822.86
Less Purchased Interest Related to Interest/Coupons	0.00
Plus Net Realized Gains/Losses	0.00
Total Cash Basis Earnings	\$8,822.86

Cash Balance	
Closing Cash Balance	\$18,751,374.44

Earnings Reconciliation (Accrual Basis)		Total
Ending Amortized Value of Securities		19,966,934.13
Ending Accrued Interest		0.00
Plus Proceeds from Sales		0.00
Plus Proceeds of Maturities/Calls/Principal Payments		0.00
Plus Coupons/Dividends Received		8,822.86
Less Cost of New Purchases		0.00
Less Beginning Amortized Value of Securities		(19,951,917.50)
Less Beginning Accrued Interest		0.00
Total Accrual Basis Earnings		\$23,839.49





Portfolio Summary and Statistics

For the Month Ending September 30, 2016

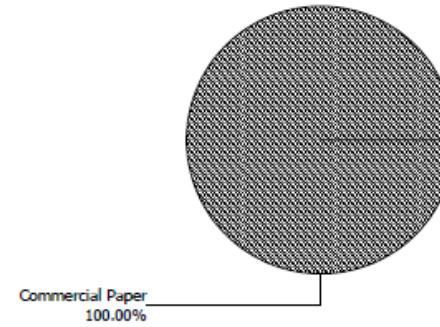
DPS - SERIES 2012B PROJECT FUND - 17840101

Account Summary

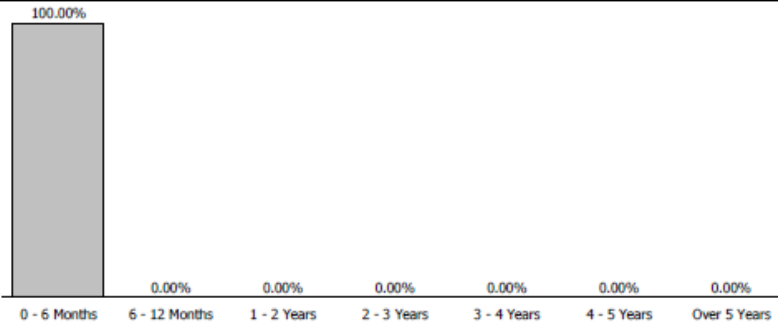
Description	Par Value	Market Value	Percent
Commercial Paper	20,000,000.00	19,974,489.00	100.00
Managed Account Sub-Total	20,000,000.00	19,974,489.00	100.00%
Accrued Interest		0.00	
Total Portfolio	20,000,000.00	19,974,489.00	

Unsettled Trades	0.00	0.00
-------------------------	-------------	-------------

Sector Allocation



Maturity Distribution



Characteristics

Yield to Maturity at Cost	0.91%
Yield to Maturity at Market	0.65%
Duration to Worst	0.18
Weighted Average Days to Maturity	65





Managed Account Issuer Summary

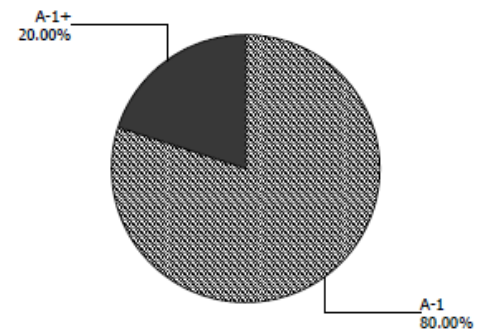
For the Month Ending September 30, 2016

DPS - SERIES 2012B PROJECT FUND - 17840101

Issuer Summary

Issuer	Market Value of Holdings	Percent
BNP PARIBAS	3,991,184.00	19.98
JP MORGAN CHASE & CO	3,991,912.00	19.99
MITSUBISHI UFJ FINANCIAL GROUP INC	3,998,156.00	20.01
RABOBANK NEDERLAND	3,998,144.00	20.02
TOYOTA MOTOR CORP	3,995,093.00	20.00
Total	\$19,974,489.00	100.00%

Credit Quality (S&P Ratings)





Managed Account Detail of Securities Held

For the Month Ending September 30, 2016

DPS - SERIES 2012B PROJECT FUND - 17840101

Security Type/Description Dated Date/Coupon/Maturity	CUSIP	Par	S&P Rating	Moody's Rating	Trade Date	Settle Date	Original Cost	YTM at Cost	Accrued Interest	Amortized Cost	Market Value
Commercial Paper											
BANK OF TOKYO MITSUBISHI UFJ COMM PAPER -- 0.000% 10/31/2016	06538BKX0	4,000,000.00	A-1	P-1	05/05/16	05/06/16	3,982,991.11	0.86	0.00	3,997,133.32	3,998,156.00
JP MORGAN SECURITIES LLC COMM PAPER -- 0.000% 11/01/2016	46640PL19	1,000,000.00	A-1	P-1	05/06/16	05/06/16	995,773.61	0.85	0.00	999,268.06	999,580.00
RABOBANK NEDERLAND NV NY COMM PAPER -- 0.000% 11/02/2016	21687AL27	4,000,000.00	A-1	P-1	05/05/16	05/06/16	3,983,000.00	0.85	0.00	3,996,977.76	3,998,144.00
TOYOTA MOTOR CREDIT CORP COMM PAPER -- 0.000% 11/30/2016	89233GLW4	3,000,000.00	A-1+	P-1	05/05/16	05/06/16	2,985,440.00	0.84	0.00	2,995,800.00	2,996,976.00
TOYOTA MOTOR CREDIT CORP COMM PAPER -- 0.000% 12/30/2016	89233GMW3	1,000,000.00	A-1+	P-1	05/05/16	05/06/16	993,983.89	0.92	0.00	997,725.00	998,117.00
BNP PARIBAS NY BRANCH COMM PAPER -- 0.000% 12/30/2016	09659BMW7	4,000,000.00	A-1	P-1	05/05/16	05/06/16	3,974,613.33	0.97	0.00	3,990,400.00	3,991,184.00
JP MORGAN SECURITIES LLC COMM PAPER -- 0.000% 01/31/2017	46640PNX7	3,000,000.00	A-1	P-1	05/06/16	05/06/16	2,977,050.00	1.03	0.00	2,989,629.99	2,992,332.00
Security Type Sub-Total		20,000,000.00					19,892,851.94	0.91	0.00	19,966,934.13	19,974,489.00
Managed Account Sub-Total		20,000,000.00					19,892,851.94	0.91	0.00	19,966,934.13	19,974,489.00
Securities Sub-Total		\$20,000,000.00					\$19,892,851.94	0.91%	\$0.00	\$19,966,934.13	\$19,974,489.00
Accrued Interest											\$0.00
Total Investments											\$19,974,489.00





Managed Account Fair Market Value & Analytics

For the Month Ending September 30, 2016

DPS - SERIES 2012B PROJECT FUND - 17840101

Security Type/Description Dated Date/Coupon/Maturity	CUSIP	Par	Broker	Next Call Date	Market Price	Market Value	Unreal G/L On Cost	Unreal G/L Amort Cost	Effective Duration	Duration to Worst at Mkt	YTM
Commercial Paper											
BANK OF TOKYO MITSUBISHI UFJ COMM PAPER -- 0.000% 10/31/2016	06538BKX0	4,000,000.00	BTM_DIR		99.95	3,998,156.00	15,164.89	1,022.68	0.08	0.08	0.54
JP MORGAN SECURITIES LLC COMM PAPER -- 0.000% 11/01/2016	46640PL19	1,000,000.00	JPMCHASE		99.96	999,580.00	3,806.39	311.94	0.09	0.09	0.47
RABOBANK NEDERLAND NV NY COMM PAPER -- 0.000% 11/02/2016	21687AL27	4,000,000.00	RBC CAP		99.95	3,998,144.00	15,144.00	1,166.24	0.09	0.09	0.51
TOYOTA MOTOR CREDIT CORP COMM PAPER -- 0.000% 11/30/2016	89233GLW4	3,000,000.00	TOYOTA		99.90	2,996,976.00	11,536.00	1,176.00	0.17	0.17	0.60
TOYOTA MOTOR CREDIT CORP COMM PAPER -- 0.000% 12/30/2016	89233GMW3	1,000,000.00	TOYOTA		99.81	998,117.00	4,133.11	392.00	0.25	0.25	0.75
BNP PARIBAS NY BRANCH COMM PAPER -- 0.000% 12/30/2016	09659BMW7	4,000,000.00	BNP PARI		99.78	3,991,184.00	16,570.67	784.00	0.25	0.25	0.87
JP MORGAN SECURITIES LLC COMM PAPER -- 0.000% 01/31/2017	46640PNX7	3,000,000.00	JPMCHASE		99.74	2,992,332.00	15,282.00	2,702.01	0.34	0.34	0.75
Security Type Sub-Total		20,000,000.00				19,974,489.00	81,637.06	7,554.87	0.18	0.18	0.65
Managed Account Sub-Total		20,000,000.00				19,974,489.00	81,637.06	7,554.87	0.18	0.18	0.65
Securities Sub-Total		\$20,000,000.00				\$19,974,489.00	\$81,637.06	\$7,554.87	0.18	0.18	0.65%
Accrued Interest						\$0.00					
Total Investments						\$19,974,489.00					





Managed Account Security Transactions & Interest

For the Month Ending September 30, 2016

DPS - SERIES 2012B PROJECT FUND - 17840101

Transaction Type		Security Description	CUSIP	Par	Principal Proceeds	Accrued Interest	Total	Realized G/L Cost	Realized G/L Amort Cost	Sale Method
Trade	Settle									
INTEREST										
09/01/16	09/01/16	MONEY MARKET FUND	MONEY0002	0.00	0.00	8,822.86	8,822.86			
Transaction Type Sub-Total				0.00	0.00	8,822.86	8,822.86			
Managed Account Sub-Total					0.00	8,822.86	8,822.86			
Total Security Transactions					\$0.00	\$8,822.86	\$8,822.86			



END OF REPORTS

Denver Public School
Treasury Office
1860 Lincoln Street 11th Floor
Denver, CO 80203
720-423-3715
